

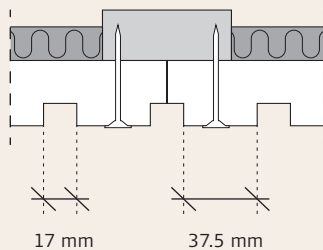
# INSTALLATION INSTRUCTIONS

## Troldekt® line Plus installed with screws

These instructions apply to installation of Troldekt® design Plus with screws on wooden battens or steel profile system - applicable for the product variant Troldekt® line.

If you install Troldekt® on wooden battens, the battens should be minimum 22x95 mm. You can download installation instructions for the Troldekt® C60 profile system or wooden battens from [www.troldekt.co.uk](http://www.troldekt.co.uk).

### PROFILE DRAWING (INDEPENDENT OF SUSPENSION)



Troldekt line is available as Troldekt Plus in the following panel thicknesses:

35+20 / 35+40 mm

(Note: 35+40 mm cannot be combined with a C60 profile system)

### INSTALLATION (PLEASE READ FULL INSTRUCTIONS BEFORE STARTING WORK)

1. Start by installing a complete row of Troldekt panels along the centre line of the room. Then continue on both sides. It is important that the panels are installed closely together, and the optimum aesthetic effect is obtained by installing the panels in broken bond.
2. Fix the panels using Troldekt

screws spaced 20 mm from the edges - as indicated in the figure below. Be careful not to overdrive the washered screws and so cause an indentation in the panel.

panel (Fig. 1) - not into the bottom of the grooves (Fig. 2).

The screws should be screwed into the main surface of the

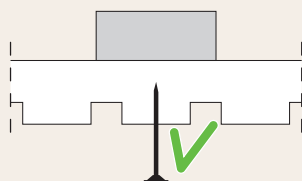


Fig. 1


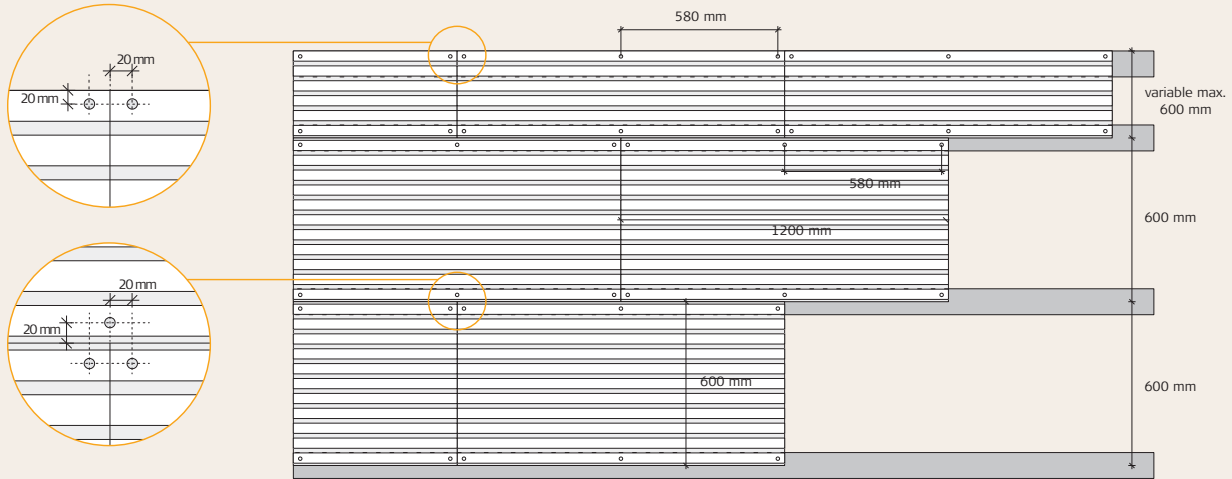


Fig. 2

## ILLUSTRATION - INSTALLATION

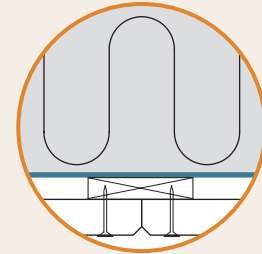


## VAPOUR CHECK

If you need to install a vapour check, we recommend using polyethylene. The vapour check must be placed over the wooden battens, i.e. between the battens and the main beam.

Install the vapour check tightly against the insulation.

Please refer to the manufacturer's instructions.



## TROLDTEKT® SCREWS

Panel thickness (mm)	Panel length (mm)	Screw dimension (mm)	No. of screws (per panel)	Max. span (mm)
35+20 / 35+40	1200	4.2 x 55 / 4.2 x 50	6	600


Troldekt structure screw  
for wood and steel, PH2

4.2 x 55 mm



Troldekt structure screw  
for steel, PH2

4.2 x 50 mm



This document reflects Troldekt's knowledge of certifications, standards, and products at the time of publication.

No rights can be derived from this document. Changes, typesetting and printing errors reserved.

The most recent version can be found online by scanning the QR code.

JANUARY 2026 EN V01

Troldekt Limited  
Pembroke  
Leominster  
Tel +44 7555 176055  
sales@troldekt.co.uk

Herefordshire  
HR6 9LA  
United Kingdom

[www.troldekt.co.uk](http://www.troldekt.co.uk)